



### District Report Card: 2017


<b>State:</b> Uttarakhand	<b>District:</b> Garhwal
<b>Class:</b> 3	<b>Subject:</b> Mathematics
<b>Schools:</b> 61	<b>Students:</b> 534


### Participation/Coverage


#### Students

<div>GENDER</div> <div></div>	Boys				Girls			
	Number		%		Number		%	
	262		49.06		272		50.94	

<div>AREA</div> <div></div>	Rural				Urban			
	Number		%		Number		%	
	456		85.39		78		14.61	

<div>CATEGORY</div> <div></div>	SC		ST		OBC		GEN	
	Number	%	Number	%	Number	%	Number	%
	180	33.71	1	0.19	31	5.81	322	60.30

<div>CWSN</div> <div></div>	LD	VI	HI	S&LD	ID	Oth
	2	0	0	1	0	2

<div>Management</div> <div></div>	Government			Government-aided		
	Number		%	Number		%
	534		100.00	0		0.00

### Average Performance of Students in Mathematics (%)

Overall	Gender		Area		Management		Social Group			
	Male	Female	Rural	Urban	Govt.	Aided	SC	ST	OBC	GEN
70.70	71.04	70.37	69.46	77.95	70.70	0.00	70.44	46.67	69.46	71.04

## Performance on Learning Outcomes (LOs)

Learning Outcomes	Description	Average Performance(%)
M301	Reads and writes numbers up to 999 using place value	58.48
M302	Compares numbers up to 999 based on their place values	82.02
M303	Solves simple daily life problems using addition and subtraction of three digit numbers with and without regrouping	64.46
M304	Constructs and uses the multiplication facts (up till 10) in daily life situations	72.28
M305	Analyses and applies an appropriate number operation in the situation/ context	67.98
M306	Explains the meaning of division facts by equal grouping/sharing and finds it by repeated subtraction	75.28
M309	Identifies and makes 2D-shapes by paper folding, paper cutting on the dot grid, using straight lines etc.	83.06
M311	Fills a given region leaving no gaps using a tile of a given shape	55.23
M312	Estimates and measures length and distance using standard units like centimeters or meters & identifies relationships	56.81
M317	Reads the time correctly to the hour using a clock/watch	81.65
M318	Extends patterns in simple shapes and numbers	65.74
M319	Records data using tally marks, represents pictorially and draws conclusions	77.90

Range of Performance of Students who Answered Correctly							
Below 30%		30% - 50%		50% - 75%		Above 75%	
Number	%	Number	%	Number	%	Number	%
27	5.06	74	13.86	176	32.96	257	48.13

### Lowest Performing Learning Outcomes (LOs)

- 1 - Fills a given region leaving no gaps using a tile of a given shape (55.23)
- 2 - Estimates and measures length and distance using standard units like centimeters or meters & identifies relationships (56.81)
- 3 - Reads and writes numbers up to 999 using place value (58.48)
- 4 - Solves simple daily life problems using addition and subtraction of three digit numbers with and without regrouping (64.46)
- 5 - Extends patterns in simple shapes and numbers (65.74)